

# HIGH QUALITY BUDGET FRIENDLY THE NEW XPLORE SERIES 800W HE LED



Light Output Total  
(PPF 350-800nm)  
**2283  $\mu\text{mol/s}$**   
Light Output PPF @ 800W  
2231  $\mu\text{mol/s}$

Total Photon Efficacy  
**2.85  $\mu\text{mol/J}$**   
@ 230-240V

Dimlux Digital Ballast  
**4 DIM  
OPTIONS**  
or External Control

**ASYMMETRIC  
BARS + LEDS**  
for Higher Uniformity

**UNMATCHED LIGHT DISTRIBUTION HIGH  
EFFICIACY & LIGHT OUTPUT FUTUREPROOF &  
UPGRADEABLE GIVING YOU HIGHER YIELD**



**THE FUTURE OF GROWING  
JUST GOT BRIGHTER.**

# HIGH-END LED ACCESSIBLE TO EVERY GROWER

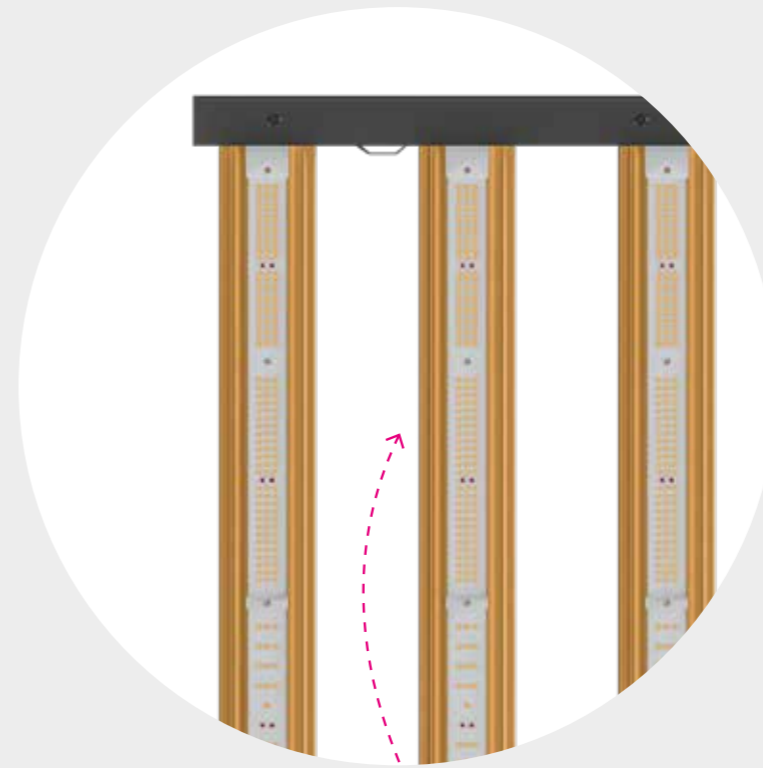
With the introduction of the Xplore series, Dimlux makes high-quality LED lighting accessible to every grower. The Xplore series offers high-end LED lighting at a budget-friendly price.



Dimlux has again invested in R&D and delivers with the Xplore series very high efficiency and light output scores with an unparalleled light distribution. In addition, the fixtures are future proof. Dimlux naturally offers a **3-year warranty\*** on the Xplore fixtures. And for the ambitious grower who wants to go the extra mile now or later for even better growth yield, expansions are possible to create the ideal set-up.


The color spectrum can be expanded to include UV-A and far-red applications. And for optimal control and management of growing conditions, the Dimlux Maxicontroller can be added. All this at a very accessible price. With the Xplore series, Dimlux quality is now truly accessible to everyone.

\*See Specifications for more info about our warranty



**LOOKING TO GET  
A HIGHER YIELD?  
OUR ASYMMETRIC  
LEDS AND BARS  
WILL GET YOU  
THERE!**

Thanks to the asymmetrically placed LED diodes, light distribution at the edges is improved significantly increasing equal growth, reducing over-saturation at higher light intensities **giving you a higher yield!**



**+80%**  
MORE LIGHT  
TO THE EDGES

## HIGH EFFICACY & HIGH LIGHT- OUTPUT

Thanks to completely new improved top-class Dimlux LEDs in combination with our Digital ballast, efficiency is pushed to new heights of up to **2.85  $\mu\text{mol}/\text{J}$**  and light output up to **2283  $\mu\text{mol}/\text{s}$** .

## 80% MORE LIGHT TO THE EDGES

The asymmetrically placed LED diodes provide 80% more light at the edges. This sets the Dimlux Xplore apart from its competitors.

# FUTUREPROOF & UPGRADEABLE

Dimlux fixtures are durable and futureproof. We provide a **3-year warranty\*** on our Xplore fixtures. Furthermore, the Xplore serie is upgradeable: for the ambitious grower who wants to go the extra mile now or later for even better growth yield, expansions are possible to create the ideal set-up.

For optimal control and management of growing conditions, the Dimlux Maxicontroller can be added. And for expansion of the color spectrum UV and far-red applications can be added.

## USE THE DIMLUX MAXICONTROLLER FOR ULTIMATE CONTROL



For ultimate control of the Xplore fixture and any add-ons, the Dimlux Maxicontroller is a perfect upgrade for those who want to grow professionally. The use of switch clocks is a thing of the past. With the Maxicontroller, switching times are set automatically, and you can also switch to continuous variable dimming.

Everything is adjustable and you can then leave the execution of the lighting schedules to the Maxicontroller. Want to go even further? Using sensors, it is possible to have your lighting automatically controlled by the Maxicontroller based on temperature and humidity values.

Plant temperature is more important than air temperature, especially for growing with LED. To get the best results use the Dimlux plant temperature camera in combination with the Dimlux Maxicontroller.

With the Xplore, anyone can become a professional grower

## EXPAND YOUR LIGHT SPECTRUM

Expand your light spectrum with our matching UV-A and Far-red add-ons. They come in 3 different versions UV-A, NIR or UV-A+NIR which can be used within 1 setup. Each add-on has its own unique spectrum. Each supplemental light has its specific application, the UV-A and NIR can be used together with separate timers for maximum effect. When simplicity is required the combined UV-A + NIR fixture is the best choice.

### WHY UV?

UV wavelengths can change the color, flavor, and smell of a plant. These changes in color, flavor, and smell often make plants more appealing to humans, but more toxic to some insects. Plants with increased levels of these flavor/smell compounds are less likely to get eaten by insects! Lastly, UV light prevents the spread and severity of fungal spores.

### FAR-RED (NIR)

Can be used as photosynthesis booster in combination with red light. When used after sunset, accelerates the nighttime metabolism and the sleep rhythm.

Far-red accelerates flower setting and possibly shortens the night and lengthens the day for more photosynthesis (higher DLI). In the growing and early blooming phase, plants can be grown taller. Conversely, plants can be kept very compact initially (far-red off) and when switching to the flowering phase.



## EXTRA ADD-ONS OPTIONS FOR ULTIMATE PERFORMANCE

Ambitions for even more? Light spectrum expansions are possible with the matching UV-A and far-red add-ons made for this purpose. With this unique add-on option, you are future-proof: you can take the performance of your fixture to unprecedented levels. Now or at some point in the future.

### SPECIFICATIONS

#### XPLORE SERIES

Light Source  
Total Photon Efficacy (PPE 350-800nm)



#### UV 25W LED

25W x2 LED  
0.86  $\mu\text{mol}/\text{J}$



#### NIR 25W LED

25W x2 LED  
1.65  $\mu\text{mol}/\text{J}$



#### UV+NIR 25W LED

25W x2 LED  
1.93  $\mu\text{mol}/\text{J}$



\*See Specifications for more info about our warranty

The Dimlux Xplore Add-ons are sold separately and can be used in combination with other brands. Includes: 2 bars + 25w integrated driver, mounting brackets and power cord. Recommendation is to hang between existing bars or lights.



# GET READY FOR THE FUTURE WITH THE NEW XPLORE SERIES LED

The Dimlux Xplore Series 800W HE LED offers an unprecedented price / performance ratio featuring a perfect blend of both full-spectrum white LED diodes and red LED diodes.

This results in the perfect spectrum for all phases of growth. The mix of white and red LEDs result in a relatively high ratio of bluish light. Blue light keeps your crop tight and compact in the vegetative stage and adds to optimal morphogenesis and light uptake by the plant. The red part is ideal for flower and is accountable for the high yield.



The Xplore 800W Digital Driver, mounted directly on the fixture or positioned remotely, can dim the LED Fixture by the Maxi controller or with the dim button to 320W, 480W, 640W or 800W setting may be selected to give maximum light output.

Lightweight and easy to install, if hung by means of Rope Ratchets the height of the fixture can be adjusted as your plants grow.

This high-performing, high-efficiency LED 6 Bar Fixture can be used singly or as part of a lighting array.



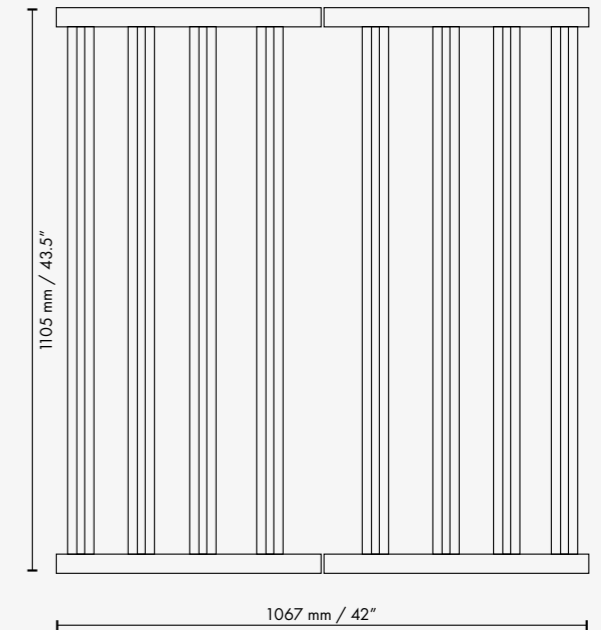
## ALSO AVAILABLE AS A 730W LED GROW TENT VERSION

The Dimlux Xplore 730W 9X is specially made to fit in a grow tent. **That's handy!**

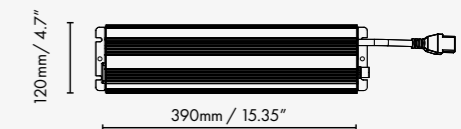
## NICE PRICE HIGH POWER UNPRECEDENTED SPECIFICATIONS

|                                    |  |
|------------------------------------|--|
| Light Source                       | 800W LED   |
| Driver                             | Dimlux Xplore Digital Driver 800W  |
| Spectrum                           | Full Spectrum White and Red LED Diodes   |
| Light Output (PPF)                 | 2231 $\mu\text{mol/s}$   |
| Light Output Total (PPF 350-800nm) | 2283 $\mu\text{mol/s}$   |
| PAR Photon Efficacy (400-700nm)    | 2.80 $\mu\text{mol/J}$ @ 230-240V AC   |
| Total Photon Efficacy (350-800nm)  | 2.85 $\mu\text{mol/J}$ @ 230-240V AC   |
| AC Input Power                     | 800W @ 230-240V AC   |
| AC Input Voltage                   | 200-277V AC, 50/60Hz   |
| Beam Angle                         | 120°   |
| Optics                             | Conformal Coating  |
| Rcmd Mounting Height               | 150x150cm min. 40cm / 5'x5' min. 1.35'   |
| Rcmd Mounting Height               | 120x120cm min. 30cm / 4'x4' min. 1'  |
| LED positioning                    | Asymmetrical   |
| Ambient Temperature                | -25 ~ 40°C / -13 ~ 105°F   |
| Control                            | By Dim Button or Maxi Controller   |
| Total Harmonic Distortion (THD)    | < 10%  |
| Lifetime L90                       | > 50,000h  |
| IP Rating                          | IP44   |
| Certifications                     | ETL, CE, UKCA  |
| Measurements                       | 1105x1067x54mm / 43.5x42.0x2.1 inch  |
| Weight                             | 10.60kg / 23.32 lbs  |
| Warranty                           | <b>3-year warranty:</b><br>Of which the first 2 years have full warranty.<br>The 3rd year concerns hardware guarantee only.<br>Labour, transport and other costs are excluded in the 3rd year. |

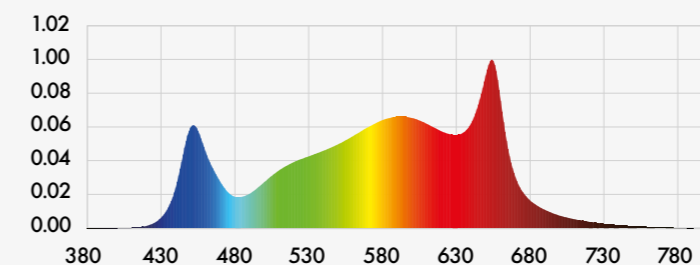
XPLORE SERIES 800W HE LED



XPLORE BALLAST 800W



SPECTRUM DISTRIBUTION



**THE FUTURE OF GROWING  
JUST GOT BRIGHTER.**



Designed & Engineered in Holland [www.dimlux.nl](http://www.dimlux.nl)

V 0412 2024

© DimLux is a registered trademark of *airsupplier*